



THE SUMMIT
EXPERIENCE

SUMMIT BECHTEL RESERVE | GUIDE TO ADVENTURE

2022 PROGRAM SUPPLEMENT



Summit
BECHTEL RESERVE

WELCOME TO THE SUMMIT EXPERIENCE, PAUL R. CHRISTEN HIGH ADVENTURE BASE

Thank you for selecting The Summit Bechtel Family National Reserve's Paul R. Christen National High Adventure Base as your High Adventure destination for this season! We are excited to host you this upcoming summer and hope you are excited to experience the adventure that The Summit has to offer.

The Summit encourages participants to grow in competence, confidence, caring and awareness by providing experiences that require participants to move out of their comfort zones and "stretch" themselves. The Summit Experience Program at The Paul R. Christen National High Adventure Base uses extreme sports to help everyone find their personal "stretch" zone.

This guide is designed to help council and chartered unit contingents plan a successful trip to The Summit. It is important that each Adult Crew Advisor become familiar with every aspect of the trip and to share this information with participants and their parents.

THIS GUIDE IS THE SECOND PORTION OF THE INFORMATION YOU NEED AND IS INTENDED TO BE SHARED WITH ALL SCOUTS, VENTURERS, LEADERS AND PARENTS. BE SURE REVIEW THE PROGRAM PLANNING GUIDE ALONG WITH THE APPENDICES.

Please read this guide carefully as you will find many answers to your questions. If you have further questions that you don't see the answers to, please e-mail us at: summit.program@scouting.org. We cannot wait to serve your group this summer at The Summit's Paul R. Christen National High Adventure Base!

Looking forward to another awesome season to see you and your scouts!

Sincerely,

Wally Lester
Associate Director of Outdoor Adventures

EXPERIENCE SPECIFIC INFORMATION CONTACT

Camp Director: Wally Lester

Email Address: wally.lester@scouting.org

Phone Number: 304-465-2800

Program: Summit Experience & Justice Scout Camp

EXPEDITION NUMBERS

THE CREW EXPEDITION NUMBER

This number tells us WHO you are. As part of your registration process The Summit has assigned your crew an expedition number that looks something like 609-A. The 609 stands for the start of the June (6) 9th session. The “A” means this was the first reservation taken for that session. The 2nd group would be designated 609-B. When we get to the 27th reservation that unit will be assigned the expedition number of 609-AA. The 609-A and 609-AA are two separate reservations and not connected to each other.




SUMMIT EXPERIENCE PREPARATION WEBINARS

Half hour webinars to prepare leaders for their crew’s high adventure experience will be held leading up to the high adventure season. Webinars will start on the **3rd Wednesday of the month at 7:00 PM EST** starting in **February and continue through April**. Call in and login instructions will be sent out each month.

The webinars will involve a 15-minute program and a 15-minute question and answer session. The invites will go out each month to the Contingent Advisors and the Crew Advisors we have in our system for each crew. If you have others that you would like to add, please forward them the invite.

TIME OF BROADCAST- 7:00 PM EST/ 6:00 PM CST/ 5:00 PM MST/ 4:00 PM PST

WEBINAR DATES:

-  **FEBRUARY** – Planning Guide, Equipment and Gear, and FAQ’s
-  **MARCH** – Roles of Adult, Youth, Staff, and Leadership Positions
-  **APRIL** – Final Schedules, Overview, and Wrap up

If you miss a webinar or need to catch up, please visit our [High Adventure webinars page](#).

THE SUMMIT EXPERIENCE PROGRAMS OF THE PAUL R. CHRISTEN HIGH ADVENTURE BASE

PROGRAM DESCRIPTION

All prices include food, program equipment use and camping in tents and cots provided by The Summit. Final schedules may vary from sample schedules outlined below and will be provided by arrival. Additional fees may apply for special programs (i.e. white-water rafting)

SUMMIT EXPERIENCE





\$935 per person

This is a broad interest high adventure program for participants that want to try everything that the Summit has to offer in adventure sports. These Sports include a Zip Line Tour at The Canopy, Climbing & Repelling at The Rocks, Skate Boarding at The Park, BMX Biking at The Trax, Mountain Biking at Low Gear, Shooting firearms and bows at The Barrels, Laser Shot at the Virtual Shooting Range, Kayaking & SUP Boarding at Goodrich Lake West, Whitewater rafting on the New River Gorge (See notes below). Summit Experience groups will also get a thrilling ride down the 3100-foot BIG ZIP! Participants must be 13 years of age on the day of their arrival to the Summit.



SAMPLE SCHEDULE

	SUN	MON	TUES	WED	THURS	FRI	SAT
AM	ARRIVE	BOWS	THE TRAX	LASER-SHOT SKILLS CENTER	THE ROCKS/BIG ZIP	GOODRICH LAKE WEST OR WHITEWATER RAFTING	DEPART
PM	ARRIVE	BARRELS	THE PARK	LOW GEAR	CANOPY	GOORICH LAKE OR SERVICE	
EVE	OPENING PROGRAM	SUMMIT CENTER ACTIVITIES				CLOSING PROGRAM	

NOTES

-  **AERIAL SPORTS** activities at The Canopy, The Rocks, and Big Zip and in The Summit Center require all participants to meet the Aerial Sports Weight Guidelines which state that participants must weigh between 50 lbs. and 250 lbs. regardless of BMI. This weight requirement includes clothes. Participants who meet The Summit’s BMI requirements but not the Aerial Sports weight limit can still participate in The Summit Experience activities not involving The Canopy, The Rocks, and The Big Zip. If you have participants who are in this situation email Summit.Program@Scouting.org ahead of time so we can schedule the alternate activities.
-  **GOODRICH LAKE WEST & WHITEWATER RAFTING** For their aquatic activity Summit Experience participants can choose either Goodrich Lake West or the ½ day whitewater rafting elective. There is an extra fee for rafting of \$81.00 per person. The Goodrich Lake West activity involves lake kayaking, stand-up paddle boarding and a water obstacle course (tentative).
-  **BSA SWIMMER TEST** For Goodrich Lake West or the whitewater rafting elective participants must have passed their annual BSA Swimmer test. Participants in Summit Experience who are non-swimmers will be scheduled for another non-aquatic activity.
-  **SUMMIT EXPERIENCE SCHEDULING** Looking at the sample schedule above, note that the morning and afternoon activities indicated will always be paired together on the same day. The sequencing through the week will vary from this schedule to have the optimum number of participants in each area.

OTHER NOTES

-  **DUAL ENROLLMENT** For those units coming to the Summit that have “Split or Multiple Reservations” Your Basecamp experience may differ than the norm per your choice. Example. You have younger Scouts attending the James C. Justice National Scout Camp while your older Scouts are attending the Summit Experience. You may want to choose to have your entire unit stay on the Scout Camp Side. This can be accommodated however the hike will be earlier and longer in the mornings to get your High Adventure youth to their activity for the day. We request that you let us know how you would like to camp.
-  **CHALLENGE BY CHOICE** All of our high adventure activities are designed to expose exploration and education to its participants. Learning is introduced when participants are exploring activities out of their comfort zone in a safe and controlled environment with managed risk. If there is an activity that a participant does not want to try they will not be forced. Our staff will always be encouraging in any decision the participant may make but will encourage them to try it first. We cannot guarantee rescheduling activities however we will attempt to do so.

ACTIVITY INFORMATION TABLE

SUMMIT EXPERIENCE

13 years of age on the day of their arrival to the Summit.

Core Activity	Location	Duration	Special Requirements
BMX	The Trax	½ Day	Bike Shoes, Skate Shoes or Low-Rise Tennis shoes.
Skateboarding	The Park	½ Day	Bike Shoes, Skate Shoes or Low-Rise Tennis shoes.
Shooting Sports	The Barrels	½ Day	Closed Toe Shoes
Archery	The Barrels	½ Day	Closed Toe Shoes
Climbing/Big Zip	The Rocks	½ Day	Must wear closed toed shoes. Must weigh between 50 lbs. and 250 lbs.
Canopy Tours	The Canopy	½ Day	
Lake Activities or White-Water Rafting	Goodrich Lake or The New River Gorge	½ Day, ½ Day	Passed Annual BSA Swim Test.
Service Project Lake Activities or White-Water Rafting*	Various Goodrich Lake or The New River Gorge	½ Day, ½ Day	Sturdy hiking boots long pants and long-sleeved shirt. Passed Annual BSA Swim Test. Must wear closed toed shoes.
Service Project	Various	½ Day	Sturdy hiking boots long pants and long-sleeved shirt.
Crafton Sportsman Complex	Crafton Sportsman Complex	½ Day	

PARTICIPANT AWARDS

The following awards can be a part of your experience at The Summit:

PAUL R. CHRISTEN HIGH ADVENTURE BASE PATCH

This patch is earned and awarded to each participant who completes their program. **There is no additional cost for this patch.** The crew's patches will be handed out to the youth crew leader at the close of their program. The crew leader can distribute to the individual members of the crew at time determined by the crew.

THE SUMMIT DUTY TO GOD AWARD

A Scout is reverent. Requirements for this award are designed to encourage participants to reflect on their experience and their faith. Requirements for the award can be completed while at The Summit and no requirements need to be completed before arrival. This is an optional award. The crew leader, the chaplain's aide and adult advisor will sign-off that the crew has completed the requirements. The chaplain's aide will receive instructions and materials to complete this award at the chaplain's aide meeting. The crew will present the sign-off sheet to the trading post staff and then **they will be able to purchase the award from The Summit Trading Post. See Summit Duty to God Award for all requirements.**









THE SUMMIT SUSTAINABILITY AWARD

This award is designed to encourage participants to learn about how they can live a more sustainable lifestyle and how the decisions we make affect the world we live in. Requirements for the award can be completed while at The Summit and no requirements need to be completed before arrival. This is an optional award. The crew leader, the outdoor ethics guide and the adult advisor will sign-off that the crew has completed the requirements. The outdoor ethics guide will receive instructions and materials to complete this award at the outdoor ethics guide meeting. The crew will present the sign-off sheet to the trading post staff and then **they will be able to purchase the award from The Summit Trading Post. See [Summit Sustainability Award](#) for all requirements.**

MERIT BADGES AND AWARDS

In High Adventure, we focus more on the experience and less on advancement. However, there are naturally advancement opportunities throughout the course of your stay at the Summit. In certain scenarios it may be appropriate to train your adult leaders to be merit badge counselors.

TO DO THE ONLINE TRAINING:












-  Login to <https://my.scouting.org/>
-  Click Menu in the top left.
-  Click My Dashboard from the dropdown menu.
-  Click Training Center near the top. It is next to YPT.
-  Click Scouts BSA. This will redirect you to Scouting U site.
-  Click Course Catalog near the top. Scroll down to Program Learning Pans.
-  Click on Learning Events in the Boy Scouting Box.
-  Click on Merit Badge Counselor Training

This should pop up 2 options. 1: [Merit Badge Counselor -Before the First Meeting](#) and 2: [Merit Badge Counselor – Position Trained](#). Complete both sessions and fill out and submit your Merit Badge Counselor Application. Be sure to Include Kayak, Whitewater, and any other Merit Badges you wish to sign off on. Here's link for merit badge counselor application <https://filestore.scouting.org/filestore/pdf/34405.pdf>

This seems complicated but if you follow the steps it is not too painful. If online learning is not your style, contact your local council to find out about in person training opportunities.

Thanks in advance for your help in this. On any given year in the Experience program alone, we can see up to 1000 or more blue cards and award applications. If we sign them as the merit badge counselor, it becomes our responsibility to organize, archive, and retrieve information on any one of the blue cards should a question come up about the card or for Eagle Court. For this reason, we try to stay out of the advancement business in High Adventure. We will provide the subject matter experts for the awards or badges.

Checkout these links for more information on the specific merit badges/awards.












- | | |
|----------------------------------------------------------------------------------------------------------------------------------|-----------------------------------------------------------------------------------------------------------------------------------|
|  Camping Merit Badge |  Hiking Merit Badge |
|  Cycling Merit Badge |  Kayak Merit Badge |
|  Archery Merit Badge |  Whitewater Merit Badge |
|  Rifle Shooting Merit Badge |  Whitewater Rafting BSA Award |
|  Shotgun Shooting Merit Badge |  Kayaking BSA Award |
|  Climbing Merit Badge | |

SUMMIT MOUNTAIN ROVERS

Interaction with quality staff members is always an important facet of any camp experience. At the Summit, we utilize staff members called “Mountain Rovers” to help provide a quality experience getting you started on to your High Adventure Experience. Mountain Rovers are Summit staff members who will orient your group onsite and be a key piece of your program experience.

EXPECTATIONS OF CREWS FOR THEIR MOUNTAIN ROVERS

Mountain Rovers





-  Will greet them on arrival day at Basecamp.
-  Will help assist them through the check in process.
-  Will be trained on the processes and operations of The Summit.
-  Will make sure every member of the group meets their Mountain Rover.
-  Will work through the youth leadership of the group.
-  Will check in with the crew on how the first day went.
-  Will Facilitate Chaplain’s Aide and Outdoor Ethics Guide orientation meetings.
-  Will attend the opening program on the crews arrival day.
-  Will check with the Youth Crew Leader on how the members of the crew in other program patrols are doing in their specific programs.
-  Will be at the closing program to present the Youth Crew Leader with their crew’s patches.
-  Will be focused on helping to make your crews experience memorable and positive

The Mountain Rover system is designed to provide a strong customer service and communication function at the start of your experience that gives crews the information they need to be more autonomous by the end of the week. The technical instruction will be present throughout the core programming.


The Mountain Rovers ARE NOT crew leaders. This is a youth led experience and the Rovers are here to be a resource for information, specific skill instruction and to encourage leadership development in the youth.

ARRIVAL DAY SCHEDULE

11:00 AM - 3:00 PM

-  Arrive at Ruby Welcome Center
-  Registration, medical screening, and all paperwork is turned in.
-  Head to Summit Main Site, Bravo Basecamp. There your crew leader and a crew advisor will meet with a Mountain Rover who will direct you to your campsite. Be Prepared to set up tents with your crew.
-  Base wide walking tours are hourly (top of the hour between 11:00 am – 4:00 PM). Rovers will begin the walking tour at the Eagle’s Nest flag Poles.

5:00 PM - 6:00 PM

-  Dinner at Dining Hall


6:30 PM

-  Program patrol meeting

7:00 PM

-  Leader Meeting

8:00 PM – 8:45 PM











-  Opening Program

MOVE-IN

Paul R. Christen High Adventure Base Experience participants are housed in Base Camp Charlie. You will meet your Mountain Rover for the week. After all your gear is unpacked from the vehicles the adult leaders will move the vehicles from the unloading zone to the parking lot a short distance away.

SUMMIT CENTER WALKING TOUR

To familiarize your group with The Mountain Rover will take you on a brief walking tour of the Summit Center. Walking Tour highlights below.

-  Base Camp facilities
-  Summit Center activity areas and hours of operation
-  Health Lodge
-  Leaders meeting and Experience Orientation Meeting location.
-  Program assembly area
-  Chapel Service locations and times (Sunday Arrivals Only)
-  Opening program location and time (Sunday Arrivals Only)
-  Dining hall
-  Guest Services
-  Trading Post

LEADERSHIP MEETINGS

PRE-CAMP LEADERS' MEETING

Summit staff members will conduct virtual leaders' meetings for participants serving in the unit leadership roles. These meetings will help orient these leaders to their role in the unit and how they help to make your time at The Summit a "mountaintop" experience for their unit. This meeting is intended for: Youth Crew Leaders, Senior Patrol Leaders, Adult Advisors & Scout Masters.

CHAPLIN'S AID & OUTDOOR ETHICS GUIDE MEETINGS

Meetings on your arrival day will be available for your Chaplin's Aid and Outdoor Ethics Guide to ensure their readiness to serve your unit during their visit at the Summit.

OPENING AND CLOSING CEREMONIES

There will be an opening and closing program for you and your unit delivered by the Summit Bechtel Reserve Seasonal Staff and yourself.

EQUIPMENT INFORMATION

Review the appendix for a detailed list of Equipment. The equipment is broken down into personal gear, crew gear and equipment provided by The Summit. Personal gear and crew gear are the responsibility of the participant and crew. **It is strongly suggested that you label your belongings.** The equipment provided by The Summit will be issued upon arrival and checked back into The Summit at the end of the week. The Summit expects the same diligent care of our equipment that you will give to your personal and crew equipment.

ADDITIONAL NOTES ON EQUIPMENT AND GEAR

SPECIALIZED ACTIVITY CLOTHING

Bring clothes that are appropriate for hiking. If you have a lot of experience in one of the activities that we provide at The Summit, such as mountain biking and you have specialized clothing for that activity,

feel free to bring those clothing items with you. If the activities are new to you, there is not a need to spend extra money on specialized clothing for the activities at The Summit.

SKATEBOARDING, MOUNTAIN BIKING AND BMX

The ideal shoe for these activities is a biking shoe, skateboard shoe or low-rise tennis shoe with a thinner sole. These types of footwear also help reduce injury in these activities. Stiff and bulky hiking boots can make control more difficult on a skateboard and bike.

SAFETY EQUIPMENT

The Summit provides all required program and safety equipment such as helmets, pads, PFDs, ear protection, harnesses, etc. Do not bring your own safety equipment. The Summit knows the history of the equipment being used.

CLOSED TOED SHOES

All Summit activities require closed toed shoes for participation.

AQUATICS ACTIVITIES

Closed toed shoes are required for all aquatics activities as well. Bring footwear that will be dedicated to being soaked for the week. There are types of sport sandals that are closed like a shoe in the front and open in the back like a sandal, these work very well for aquatic activities. An old pair of tennis shoes will work also. Moisture wicking shirts that dry quickly are recommended for our aquatic activities, which also provide protection from the sun while out on the water.